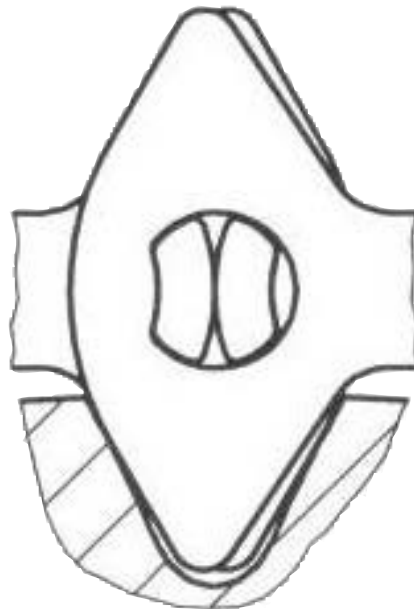


Inverted tooth chain drives ► Inverted tooth chain drive, BIZ series



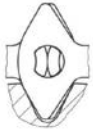
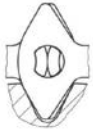
BIZ series

Brochure

Rexroth
Pneumatics



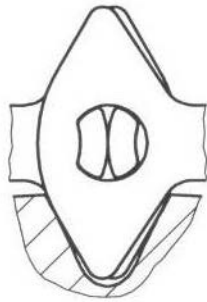
Inverted tooth chain drives ▶ Inverted tooth chain drive, BIZ series
BIZ series

	Inverted tooth chain drive, Series BIZ ▶ 3/8" pitch = 9.525 mm	3
	Inverted tooth chain drive, Series BIZ ▶ 1/2" pitch = 12.7 mm	5
	Inverted tooth chain drive, Series BIZ ▶ 3/4" pitch = 19.05 mm	7
	Inverted tooth chain drive, Series BIZ ▶ 1" pitch = 25.4 mm	9

Inverted tooth chain drives ▶ Inverted tooth chain drive, BIZ series

Inverted tooth chain drive, Series BIZ

▶ 3/8" pitch = 9.525 mm



23042

Types of guides

Standard delivery

Number of links

Lubrication

Minimum number of teeth for the sprockets

Center guide

Side guide

open, with splint pin lock
overall width $bg + 2$ mm

Number of links equal to number of pitches.

For circulating chains, an even number of links must be used.

Uneven numbers of links are permitted only if the ends of the chain are connected to external parts.

Pay attention to correct lubrication.

18 teeth

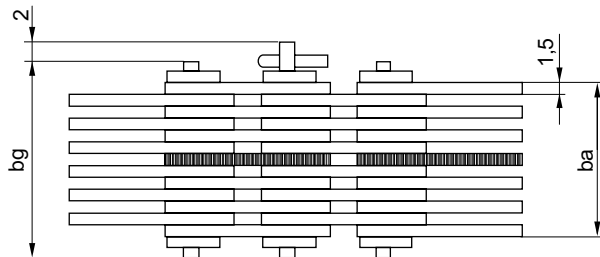
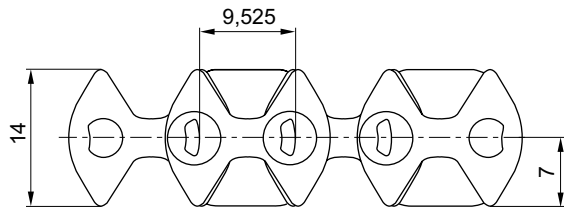
from 1 m/s \geq 23 teeth

Further information can be found in the operating instructions.

Ordering information

- Please contact our sales department with the selected drawing number: toothchain@aventics.com. You will require approval for your initial selection.
- Other delivery types and nominal widths on request.

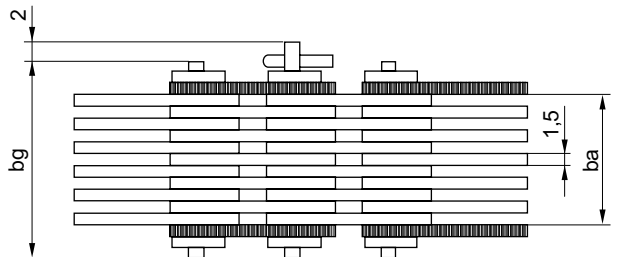
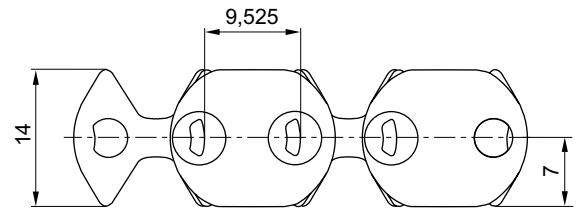
Dimensions in mm, Center guide



23095

Illustration exemplary for a standard tooth chain with single center guide.

Side guide



23094

Illustration exemplary for a standard tooth chain with single outer guide.

Nominal width	Number of rows	Guide	Lock type	Working width ba	Total width bg	Designation	Drawing number	Weight per meter	Sprocket tooth width	Rivet pin lock	Splint pin lock	Note
[mm]				[mm]	[mm]			[kg]	[mm]			
15	9	Center	riveted	14.1	18.3	BIZ 015	R418000005	0.8	20	-	R418002410	-
	10	Outer	riveted	12.5	19.9	BIZ 015 A	R418000061	0.91	11.5	-	R418001294	-
20	13	Center	riveted	20.3	24.5	BIZ 020	R418000638	1.12	25	-	R418000971	-
	14	Outer	riveted	18.8	26.1	BIZ 020 A	R418000062	1.23	18	-	R418002223	-
25	17	Center	riveted	26.6	30.8	BIZ 025	R418000059	1.43	30	-	R418001165	-
30	21	Center	riveted	32.9	37.1	BIZ 030	R418000073	1.75	35	-	R418001594	-

Number of rows = number of all links per joint

Inverted tooth chain drive, Series BIZ

► 3/8" pitch = 9.525 mm

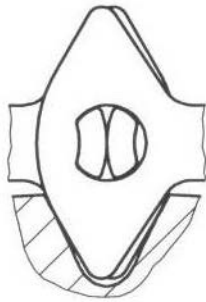
Nom- inal width	Num- ber of rows	Guide	Lock type	Work- ing width ba	Total width bg	Designa- tion	Drawing number	Weight per meter	Sprocket tooth width	Rivet pin lock	Splint pin lock	Note
[mm]				[mm]	[mm]			[kg]	[mm]			
40	25	Center	riveted	39.1	43.3	BIZ 040	R418000072	2.07	45	–	R418002800	–
50	33	Center	riveted	51.6	55.8	BIZ 050	R418000071	2.7	55	–	R418000880	–

Number of rows = number of all links per joint

Inverted tooth chain drives ▶ Inverted tooth chain drive, BIZ series

Inverted tooth chain drive, Series BIZ

▶ 1/2" pitch = 12.7 mm



23042

Types of guides

Standard delivery

Number of links

Lubrication

Minimum number of teeth for the sprockets

Center guide

Side guide

open, with splint pin lock
overall width $bg + 2,5$ mm

Number of links equal to number of pitches.

For circulating chains, an even number of links must be used.

Uneven numbers of links are permitted only if the ends of the chain are connected to external parts.

Pay attention to correct lubrication.

18 teeth

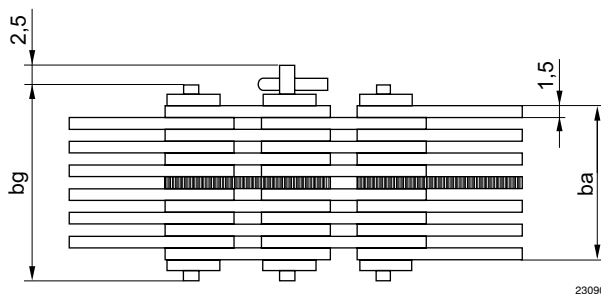
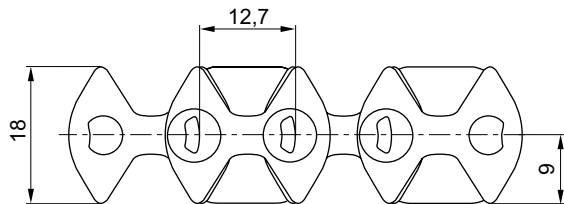
from 1 m/s \geq 23 teeth

Further information can be found in the operating instructions.

Ordering information

- Please contact our sales department with the selected drawing number: toothchain@aventics.com. You will require approval for your initial selection.
- Other delivery types and nominal widths on request.

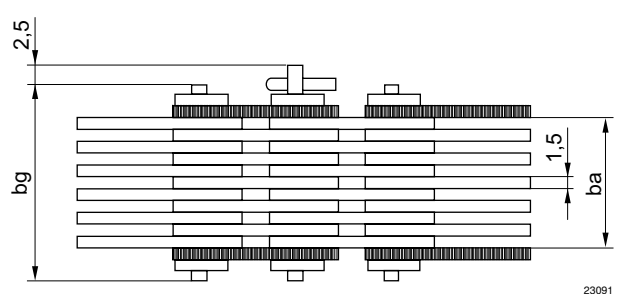
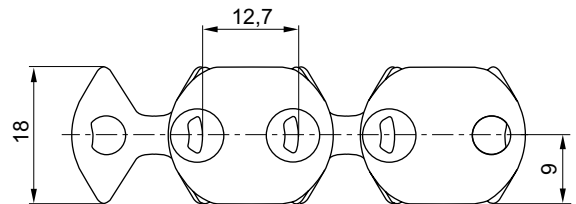
Dimensions in mm, Center guide



23090

Illustration exemplary for a standard tooth chain with single center guide.

Side guide



23091

Illustration exemplary for a standard tooth chain with single outer guide.

Nominal width	Number of rows	Guide	Lock type	Working width ba	Total width bg	Designation	Drawing number	Weight per meter	Sprocket tooth width	Rivet pin lock	Splint pin lock	Note
[mm]				[mm]	[mm]			[kg]	[mm]			
11	7	Outer	riveted	7.8	16.6	BIZ 311 A	R418010804	0.92	7	–	R418010803	–
15	10	Outer	riveted	12.5	21.3	BIZ 315 A	R418000357	1.25	11.5	–	R418000966	–
20	13	Outer	riveted	17.2	26	BIZ 320 A	R418000352	1.57	16.5	–	R418001507	–
25	17	Outer	riveted	23.5	32.2	BIZ 325 A	R418013468	2.01	22	R418000896	R418000896	–
	17	Center		26.6	32.2	BIZ 325 A	R418000375	1.97	30	–	R418000896	
	18	Outer		25	33.8	BIZ 325 A	R418000359	2.12	23.5	–	R418001998	

Number of rows = number of all links per joint

Inverted tooth chain drive, Series BIZ

► 1/2" pitch = 12.7 mm

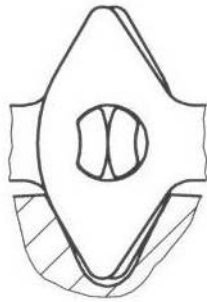
Nominal width	Number of rows	Guide	Lock type	Working width ba	Total width bg	Designation	Drawing number	Weight per meter	Sprocket tooth width	Rivet pin lock	Splint pin lock	Note
[mm]				[mm]	[mm]			[kg]	[mm]			
30	21	Center	riveted	32.9	38.5	BIZ 330	R418000378	2.4	35	R418002012	R418000968	-
35	23	Center	riveted	36	41.6	BIZ 335	R418001936	2.62	40	-	R418001937	-
40	25	Center	riveted	39.1	44.7	BIZ 340	R418000381	2.83	45	R418001107	R418001196	-
	26	Outer		37.6	46.3	BIZ 340 A	R418000362	2.98	36	-	R418003613	-
45	29	Center	riveted	45.4	51	BIZ 345	R418010475	3.26	50	-	R418001374	-
47	32	Outer	riveted	47	55.7	BIZ 347 A	R418000389	3.63	45	-	-	-
50	33	Outer	riveted	48.5	57.2	BIZ 350 A	R418001442	3.74	46	-	R418001079	-
		Center		51.6		BIZ 350	R418000364	3.7	55			
55	37	Center	riveted	57.9	63.5	BIZ 355	R418011677	4.13	60	-	R418011676	-
60	38	Outer	riveted	56.3	65.1	BIZ 360 A	R418000671	4.28	53	-	R418010664	-
65	41	Center	riveted	64.2	69.8	BIZ 365	R418000356	4.57	70	-	R418001234	-
75	49	Center	riveted	76.7	82.3	BIZ 375	R418000366	5.44	80	-	R418001524	-
80	53	Center	riveted	82.9	88.5	BIZ 380	R418000670	5.87	85	-	R418002252	-
90	57	Center	riveted	89.2	94.8	BIZ 390	R418000672	6.3	95	-	-	-
100	65	Center	riveted	101.7	107.3	BIZ 3100	R418002924	7.17	105	-	-	-

Number of rows = number of all links per joint

Inverted tooth chain drives ▶ Inverted tooth chain drive, BIZ series

Inverted tooth chain drive, Series BIZ

▶ 3/4" pitch = 19.05 mm



23042

Types of guides

Standard delivery

Number of links

Lubrication

Minimum number of teeth for the sprockets

Center guide

Side guide

open, with splint pin lock
overall width $bg + 3,5$ mm

Number of links equal to number of pitches.

For circulating chains, an even number of links must be used.

Uneven numbers of links are permitted only if the ends of the chain are connected to external parts.

Pay attention to correct lubrication.

18 teeth

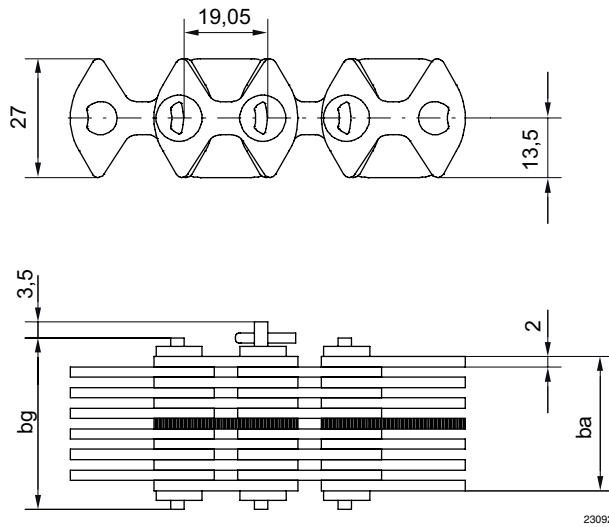
from 1 m/s \geq 23 teeth

Further information can be found in the operating instructions.

Ordering information

- Please contact our sales department with the selected drawing number: toothchain@aventics.com. You will require approval for your initial selection.
- Other delivery types and nominal widths on request.

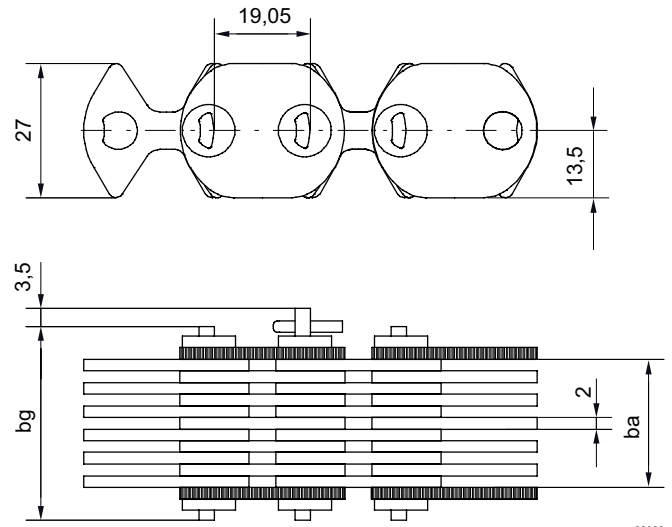
Dimensions in mm, Center guide



23092

Illustration exemplary for a standard tooth chain with single center guide.

Side guide



23093

Illustration exemplary for a standard tooth chain with single outer guide.

Nominal width	Number of rows	Guide	Lock type	Working width ba	Total width bg	Designation	Drawing number	Weight per meter	Sprocket tooth width	Rivet pin lock	Splint pin lock	Note
[mm]				[mm]	[mm]			[kg]	[mm]			
30	15	Outer Center	riveted	27	38.2	BIZ 530 A	R418000259	3.43	25	-	R418001928	-
				31.2		BIZ 530	R418000238	3.36	35	-	-	
35	17	Center without Outer	riveted	35.4	42.4	BIZ 535	R418000256	3.78	40	-	R418001115	-
	17			BIZ 535	R418015874	3.7	40	-	R418001115	-		
	19			BIZ 535 A	R418000240	4.22	33	-	R418002284	-		
40	21	Outer Center	riveted	39.5	50.7	BIZ 540 A	R418000251	4.69	38	-	-	-
				43.7		BIZ 540	R418000743	4.61	50	-	R418001574	-

Number of rows = number of all links per joint

Inverted tooth chain drive, Series BIZ

▶ 3/4" pitch = 19.05 mm

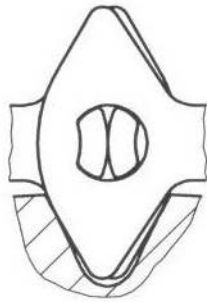
Nominal width	Number of rows	Guide	Lock type	Working width ba	Total width bg	Designation	Drawing number	Weight per meter	Sprocket tooth width	Rivet pin lock	Splint pin lock	Note
[mm]				[mm]	[mm]			[kg]	[mm]			
50	25	Outer	riveted	47.8	59	BIZ 550 A	R418000241	5.52	46		R418000921	
		Outer	riveted directly	47.8	55	BIZ 550 A	R418000454	5.42	46	–	R418001980	–
		Center	riveted	52	59	BIZ 550	R418000245	5.45	55		R418000921	
60	29	Outer	riveted	56.2	67.3	BIZ 560 A	R418000742	6.35	54	–	R418008896	–
65	33	Center	riveted	68.6	75.6	BIZ 565	R418000242	7.12	70	–	R418001040	–
75	37	Center	riveted	77	84	BIZ 575	R418008321	7.95	80	–	–	–
90	45 50	Center	riveted	93.6	100.6	BIZ 590	R418000243	9.62	95	–	R418001315	–
		Outer		99.8	111	BIZ 590 A	R418000744	10.74			–	
100	49	Center	riveted	101.9	108.9	BIZ 5100	R418011251	10.46	105	–	–	–
125	61	Center	riveted	126.9	133.9	BIZ 5125	R418007946	12.97	130	–	–	–
135	65	Center	riveted	135.2	142.2	BIZ 5135	R418000248	13.8	140	–	R418005824	–

Number of rows = number of all links per joint

Inverted tooth chain drives ▶ Inverted tooth chain drive, BIZ series

Inverted tooth chain drive, Series BIZ

▶ 1" pitch = 25.4 mm



23042

Types of guides

Standard delivery

Number of links

Lubrication

Minimum number of teeth for the sprockets

Center guide

Side guide

open, with splint pin lock
overall width $b_g + 6$ mm

Number of links equal to number of pitches.

For circulating chains, an even number of links must be used.

Uneven numbers of links are permitted only if the ends of the chain are connected to external parts.

Pay attention to correct lubrication.

19 teeth

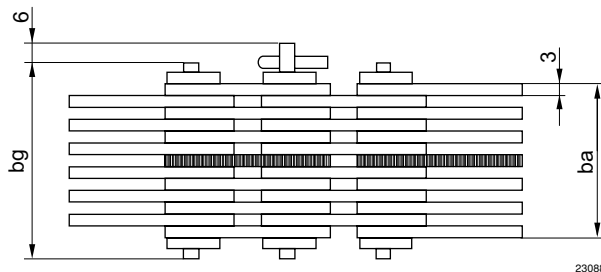
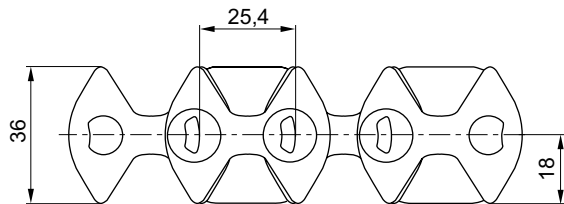
from 1 m/s \geq 23 teeth

Further information can be found in the operating instructions.

Ordering information

- Please contact our sales department with the selected drawing number: toothchain@aventics.com. You will require approval for your initial selection.
- Other delivery types and nominal widths on request.

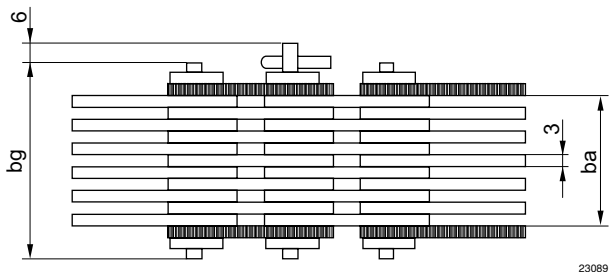
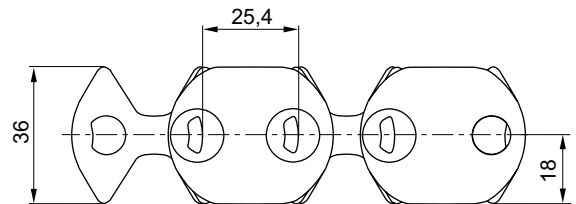
Dimensions in mm, Center guide



23088

Illustration exemplary for a standard tooth chain with single center guide.

Side guide



23089

Illustration exemplary for a standard tooth chain with single outer guide.

Nominal width	Number of rows	Guide	Lock type	Working width b_a	Total width b_g	Designation	Drawing number	Weight per meter	Sprocket tooth width	Rivet pin lock	Splint pin lock	Note
[mm]				[mm]	[mm]			[kg]	[mm]			
30	9	Center	riveted	27.9	35.9	BIZ 630	R418000679	4.15	35	-	-	-
35	13	Outer	riveted	34	48.2	BIZ 635 A	R418000863	5.99	32	-	-	-
40	13	Center	riveted	40.2	48.2	BIZ 640	R418000677	5.86	45	-	-	R418007519
50	17	Center	riveted	52.6	60.6	BIZ 650	R418007043	7.55	55	-	-	R418001881
65	21	Center	riveted	65	73	BIZ 665	R418000324	9.22	70	-	-	R418002822

Number of rows = number of all links per joint

Inverted tooth chain drives ▶ Inverted tooth chain drive, BIZ series
Inverted tooth chain drive, Series BIZ

▶ 1" pitch = 25.4 mm

Nom- inal width	Num- ber of rows	Guide	Lock type	Work- ing width ba	Total width bg	Designa- tion	Drawing number	Weight per meter	Sprocket tooth width	Rivet pin lock	Splint pin lock	Note
[mm]				[mm]	[mm]			[kg]	[mm]			
75	25	Outer Center	riveted	71.2 77.4	85.4	BIZ 675 A BIZ 675	R418014479 R418000326	11.05 10.84	69 80	–	R418002000	–
90	29	Center	riveted	89.8	97.8	BIZ 690	R418000678	12.59	95	–	–	–
100	33	Center	riveted	102.1	110.1	BIZ 6100	R418000675	14.55	105	–	R418002022	–
125	41	Center	riveted	126.9	134.9	BIZ 6125	R418000676	17.52	130	–	R418001548	–
140	45	Center	riveted	139.3	147.3	BIZ 6140	R418000328	19.21	150	–	R418011099	–
175	57	Center	riveted	176.4	184.4	BIZ 6175	R418004496	24.39	180	–	R418007260	–

Number of rows = number of all links per joint